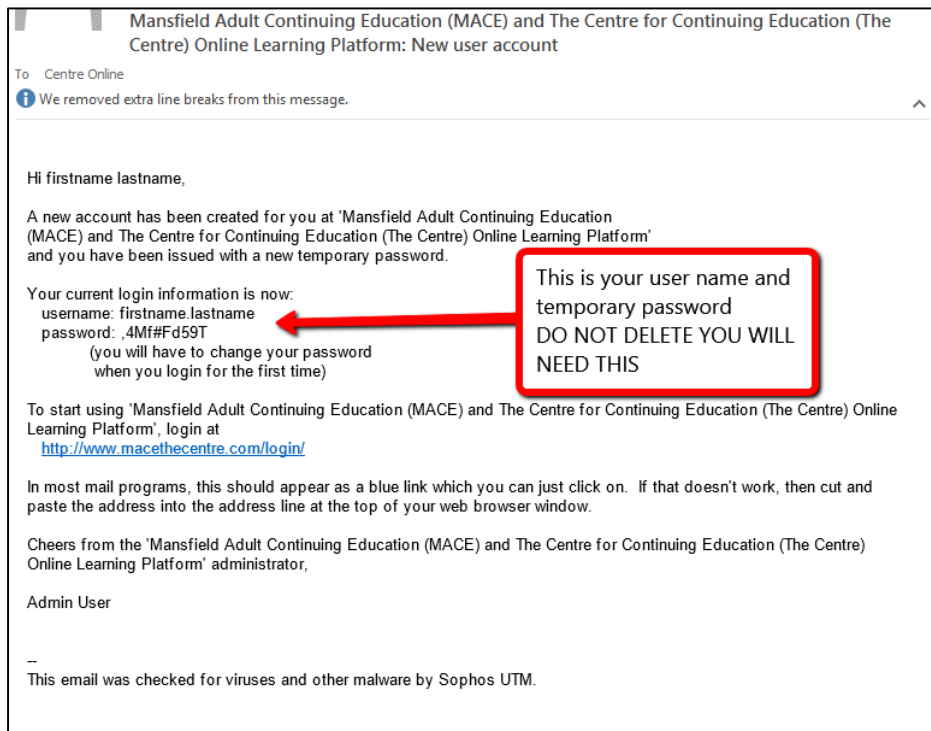
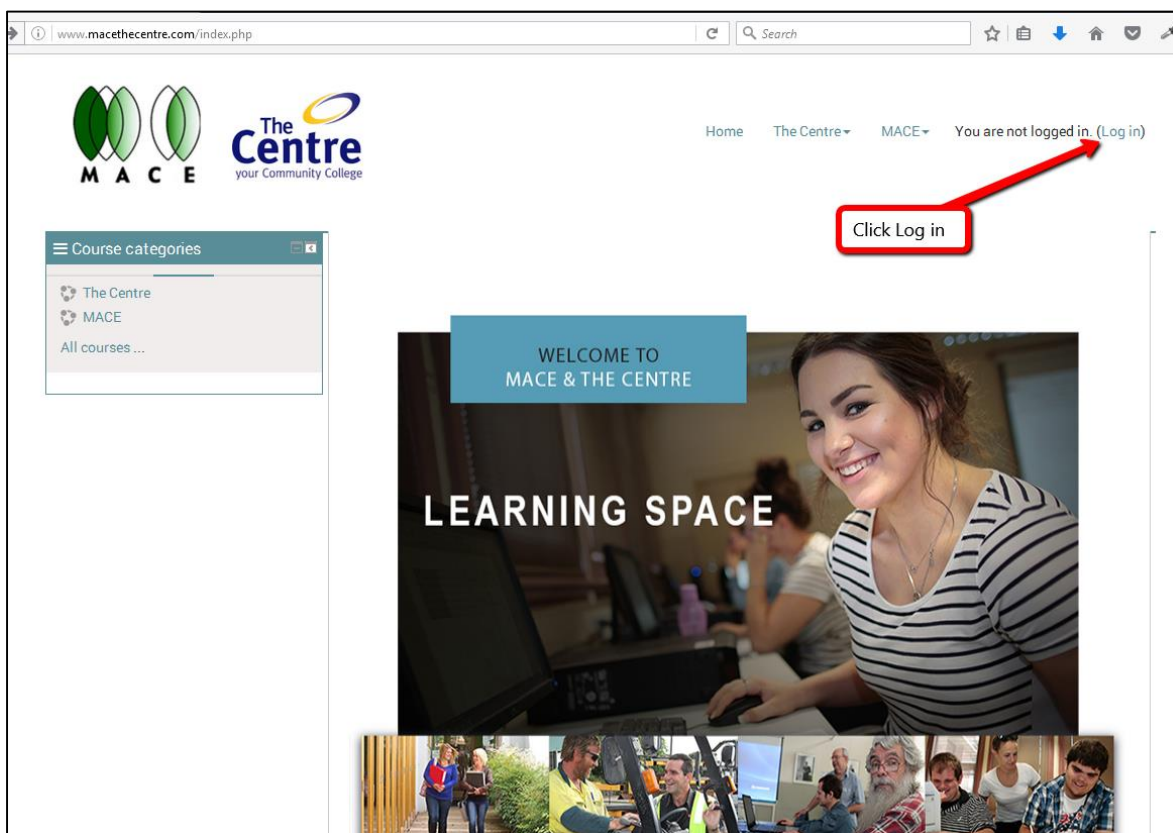


Login to the Student Learning Space

1. Open the email that your received from online@thecentre.vic.edu.au



2. Go to <http://www.macethecentre.com/>



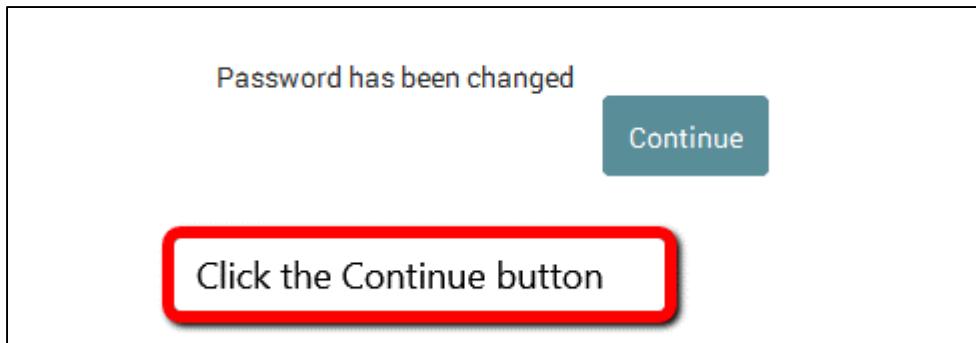
3. Click on "Log In"

The screenshot shows a login form titled "Log in". It includes fields for "Username" and "Password", a checkbox for "Remember username", a "Log in" button, a link for "Forgotten your username or password?", and a "Log in as a guest" option. Red arrows and boxes highlight the input fields and the "Log in" button, with text boxes providing instructions: "put the username and password that was sent in the email" and "then click the Log in button".

4. Change your password

The screenshot shows a "Change password" form. At the top, a message states "You must change your password to proceed." Below this, the form includes a "Username" field with the value "firstname.lastname", a password requirements notice: "The password must have at least 8 characters, at least 1 digit(s), at least 1 lower case letter(s), at least 1 upper case letter(s), at least 1 non-alphanumeric character(s) such as as *, -, or #", and three required password fields: "Current password*", "New password*", and "New password (again)*". A "Save changes" button is at the bottom. A red arrow points from a text box "You must change your password, please note the requirements" to the password requirements text. A footer note says "There are required fields in this form marked *."

5. Click Continue



6. Click to access your course

